
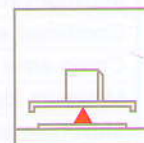
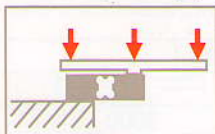


Type SPA

80kg-150kg-300kg

Platform Type Load Cell

Aluminum



Features

Easy-to-mount

IP55 industrial protection



SPA platform type load cell is capable of measuring weights from a single point. It offers a high level of accuracy and features an internal thermal compensation that corrects output drifts due to ambient temperature variations. It is resistant to momentum forces.

With its corrosion resistant, aluminum construction as well as its strain gauge area which is isolated using a special chemical material, the SPA load cells are protected against water in accordance with IP55 standards. Suitable for platform sizes of up to 50 x 50 cm, SPA load cells are produced in various capacities (80, 150 and 300 kg) and they may be mounted in the center of or under the platform. These platform type scales with one load cell find application in conveyor scales, roller scales and process weighing applications.

Type	Capacity	Minimum Division	Max. Safe Overload
SPA 80	80 kg	16 g	80 kg
SPA 150	150 kg	30 g	150 kg
SPA 300	300 kg	60 g	300 kg

Application Examples

Application examples for SPA type load cell can be found on page 82.

Technical Specifications

Maximum capacities (E_{max})	kg	80, 150, 300
Accuracy class (OIML R 60)		C1 C3
Maximum number of verification intervals (n_{LC})		1000 3000
Minimum verification interval (V_{min})		$E_{max}/5000$ $E_{max}/5000$
Combined error	%	≤ 0.05 ≤ 0.02
Creep error over 30 min. (DR)	% E_{max}	0.012
Minimum load	% E_{max}	0
Maximum safe overload	% E_{max}	100
Maximum safe sideload	% E_{max}	100
Ultimate load	% E_{max}	150
Stretching (E_{max})	mm	≤ 0.7
Maximum excitation voltage (U_{max})	V	10
Rated output (C_n)	mV/V	2 0.1%
Zero balance	% C_n	≤ 1.0
Input resistance	Ω	409 6
Output resistance	Ω	350 3.5
Insulation resistance	M Ω	≥ 500
Compensated temperature range	$^{\circ}\text{C}$	-10...+40
Operating temperature range	$^{\circ}\text{C}$	-40...+80
Load cell material		Aluminum
Sealing (EN60529)		IP55
Cable length	m	2
Cable outer calibre	mm	5.5
Weight	kg	0.55
Package dimensions / weight	cm / kg	7x18x12 / 0.6

Dimensions

(All dimensions are expressed in millimeters)

