
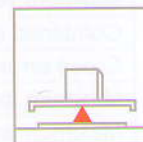
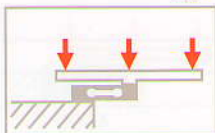


# Type SPA

3kg-6kg-20kg-35kg

Platform Type Load Cell

Aluminum



## Features

Easy-to-mount

IP55 industrial protection



SPA platform type load cell is capable of measuring weights from a single point. It offers a high level of accuracy and features an internal thermal compensation that corrects output drifts due to ambient temperature variations. It is resistant to momentum forces.

With its corrosion resistant, aluminum construction as well as its strain gauge area which is isolated with a special chemical material, SPA load cells are protected against water in accordance with IP55 standards. Suitable for platform sizes of up to 30 x 30 cm, SPA load cells are produced in various capacities (3, 6, 20 and 35 kg) and they may be mounted in the center of or under the platform. These platform type scales with one load cell find application in conveyor scales, roller scales and process weighing applications.

Type	Capacity	Minimum Division	Max. Safe Overload
SPA 3	3 kg	0.6 g	3 kg
SPA 6 , 10	6 kg	1.2 g	6 kg
SPA 20	20 kg	4.0 g	20 kg
SPA 35	35 kg	7.0 g	35 kg

## Application Examples

Application examples for SPA type load cell can be found on page 82.

## Technical Specifications

Maximum capacities ( $E_{max}$ )	kg	3, 6, 20, 20, 35
Accuracy class (OIML R 60)		C1 C3
Maximum number of verification intervals ( $n_{LC}$ )		1000 3000
Minimum verification interval ( $V_{min}$ )		$E_{max}/5000$ $E_{max}/5000$
Combined error	%	$\leq 0.05$ $\leq 0.02$
Creep error over 30 min. (DR)	% $E_{max}$	0.012
Minimum load	% $E_{max}$	0
Maximum safe overload	% $E_{max}$	100
Maximum safe sideload	% $E_{max}$	100
Ultimate load	% $E_{max}$	150
Stretching ( $E_{max}$ )	mm	$\leq 0.8$
Maximum excitation voltage ( $U_{max}$ )	V	10
Rated output ( $C_n$ )	mV/V	2 0.1%
Zero balance	% $C_n$	$\leq 1.0$
Input resistance	$\Omega$	409 6
Output resistance	$\Omega$	350 3.5
Insulation resistance	M $\Omega$	$\geq 500$
Compensated temperature range	$^{\circ}\text{C}$	-10...+40
Operating temperature range	$^{\circ}\text{C}$	-40...+80
Load cell material		Aluminum
Sealing (EN60529)		IP55
Cable length	m	0.4
Cable outer calibre	mm	4
Weight	kg	0.17
Package dimensions / weight	cm / kg	4x15x5 / 0.2

## Dimensions

(All dimensions are expressed in millimeters)

Wiring diagram is on page 12.

