

R-Type Single / Dual Input Thermometer

Model: 500R **Single input**


Model: 500RB **Dual input**

Features:

- CE-Mark approval
- 3½ digit 2000 count with high resolution
- R-type thermocouple selection input MAX/MIN, AVG, REL, HOLD function
- Warning beeper with Hi/Lo setting
- REL setting
- °C/°F user-selective
- Range 1°
- Auto power off

Specifications:

Display: 3½ digit liquid crystal display (LCD) with a maximum reading of 1999.

Low battery indication: The "  " is displayed when the battery voltage drops below the operating level.

Measurement rate: 1 time/second.

Operating environment: 0°C to 50°C, <75% R.H..

Storage environment: -20°C to 60°C, 0 to 80% R.H. with battery removed from meter.

Accuracy: Stated accuracy at 23°C ± 5°C, <75% R.H..

Accuracy specification does not include type R thermocouple probe accuracy.

Dimensions: 195mm(H) x 92mm(W) x 53mm(D).

Weight: Approx. 250g. (including battery)

Temperature:

Range: 0°C to 1767°C, 32°F to 1999°F

R-type (PLATINUM 13% RHODIUM - PLATINUM)


Accuracy: ±(0.0%rdg + 2°C) on 0°C to 50°C

±(0.1%rdg + 1°C) on 50°C to 1767°C


±(0.0%rdg + 4°F) on 32°F to 122°F

±(0.1%rdg + 2°F) on 122°F to 1999°F

Single Input



Dual Input



CHY FIREMATE CO., LTD.
NO. 3 SHENG-LI 1ST STREET HSIN-TIEN VILLAGE
JEN-TE HSIANG TAINAN HSIEN TAIWAN R.O.C

Tel: 886-6-2794811

Fax: 886-6-2700227

E-Mail: chy@ksts.seed.net.tw